

RACE WINNERS

WOMEN

2011 Kikkan Randall	52:03
2010 Cedar Bourgeois	51:48
2009 Cedar Bourgeois	54:19
2008 Cedar Bourgeois	52:11
2007 Cedar Bourgeois	52:21
2006 Cedar Bourgeois	52:33
2005 Cedar Bourgeois	51:44
2004 Cedar Petrosius	55:09
2003 Nina Kempffel	56:46
2002 Nina Kempffel	55:04
2001 Nina Kempffel	56:59
2000 Nina Kempffel	54:20
1999 Nina Kempffel	61:47
1998 Nina Kempffel	59:36
1997 Nina Kempffel	55:08
1996 Nina Kempffel	55:08
1995 Nancy Pease	53:50
1994 Nina Kempffel	57:46
1993 Patti Foldager	56:36
1992 Nancy Pease	51:41
1991 Nancy Pease	53:06
1990 Nancy Pease	50:30
1989 Nancy Pease	51:13
1988 Carmen Young	53:53
1987 Carmen Young	52:15
1986 Carmen Young	50:54
1985 Patti Foldager	58:17
1984 Nancy Pease	54:09
1983 Lynn Galanes	53:19
1982 Carmen Young	57:07
1981 Betsy Haines	60:01
1980 Betsy Haines	61:14
1979 Betsy Haines	57:38
1978 Liz Carey	58:06
1977 Judy Ziemiak	73:10
1976 Allison Spenser	57:39
1975 Debbie Haines	63:53
1974 Kathy Anderson	58:23
1973 Lynn Spencer	60:39
1972 Kathy Spivey	77:03
1971 Margie Mahoney	65:25
1970 Margie Mahoney	67:24
1969 Ann Livingston	86:17
1968 Grace Hoeman	1:23:33
1967 Joyce Patten	1:16:10
1966 Marlis Kilcher	1:30:13
1965 No Female Racers	
1964 No Female Racers	
1963 Jane Trigg	1:37:08

MEN

2011 Eric Strabel	44:40
2010 Trond Flagstad	44:40
2009 Matias Saari	48:00
2008 Trond Flagstad	44:03
2007 Brad Precosky	46:14
2006 Brad Precosky	45:42
2005 Brian Bethard	45:17
2004 Tobias Schwoeler	43:39
2003 Todd Boonstra	47:32
2002 Brad Precosky	46:17
2001 Brad Precosky	45:07
2000 Brad Precosky	45:31
1999 Brad Precosky	46:10
1998 Todd Boonstra	46:17
1997 Todd Boonstra	45:17
1996 Todd Boonstra	47:30
1995 Marten Martensen	46:49
1994 Steve Buchanan	49:02
1993 Steve Buchanan	47:17
1992 Marten Martensen	46:54
1991 Bill Spencer	46:15
1990 Marten Martensen	47:57
1989 Michael Graham	49:16
1988 Michael Graham	46:24
1987 Jim Renkert	46:33
1986 Young & Spencer	45:32
1985 Sam Young	44:49
1984 Sam Young	50:49
1983 Bill Spencer	46:01
1982 Bill Spencer	45:59
1981 Bill Spencer	43:21
1980 Jeff Johnson	46:35
1979 Jeff Johnson	46:17
1978 Jeff Johnson	46:46
1977 Tom Besh	44:59
1976 Bill Spencer	44:25
1975 Bill Spencer	44:37
1974 Bill Spencer	44:11
1973 Tom Besh	45:49
1972 Gene Morgan	46:16
1971 Terry Aldrich	48:10
1970 Dale Shea	46:57
1969 Tom Besh	46:36
1968 Jonathan Chaffee	44:25
1967 Jonathan Chaffee	44:28
1966 William Spencer	48:21
1965 Ed Williams	49:05
1964 William Spencer	46:55
1963 Karl Bohlin	48:37

JUNIOR GIRLS

2011 Allison Ostrander	30:32
2010 Allison Ostrander	31:15
2009 Allison Ostrander	34:24
2008 Allison Barnwell	36:59
2007 Denali Foldager	35:22
2006 Denali Foldager	35:33
2005 Denali Foldager	35:20
2004 Sarah Glaser	37:28
2003 Leah Besh	35:47
2002 Leah Besh	35:22
2001 Dominique Colberg	35:00
2000 Kikkan Randall	33:28
1999 Kikkan Randall	34:44
1998 Kikkan Randall	35:01
1997 Aubrey Smith	33:01
1996 Aubrey Smith	34:42
1995 Aubrey Smith	38:39
1994 Kristel Nelsen	36:00
1993 Emily Ransom	38:00
1992 Emily Ransom	35:05
1991 Kristel Nelson	35:21
1990 Emily Ransom	34:17
1989 Emily Ransom	36:30
-----	-----
1986 Amanda Findlater	38:18
-----	-----
1978 JJ Peot	33:54
1977 JJ Peot	34:33
1978 Becky Forbes	31:26

We would like your help completing the juniors winner list. If you have results you can share please email events@seward.com.

RACE WINNERS 1915-1962 (Women 1st Raced in '63)

1962 Karl Bohlin	52:33	1943 Roger Peck	1:10:15
1961 Norman Roberts	51:02	1942 No Race	
1960 Dick Kopsack	55:16	1941 Oscar Wilson	1:09:23
1959 Sven Johanson	50:48	1940 Johnny Hughes	1:05:00
1958 Sven Johanson	52:45	1939 Johnny Hughes	58:55
1957 Sven Johanson	51:40	1932-38 No Races	
1956 Sven Johanson	52:59	1931 William Kanyak	56:24
1955 Sven Johanson	57:09	1930 Ephraim Kalmakoff	54:00
1954 Sven Johanson	53:20	1929 Ephraim Kalmakoff	55:13
1953 Ralph Hatch	54:56	1928 Ephraim Kalmakoff	52:35
1952 Don Stickman	53:36	1927 Eric Eckman	1:01:17
1951 Don Stickman	56:38	1926 Eric Eckman	58:26
1950 Ralph Hatch	58:10	1925 Ed Vogel	57:40
1949 Ralph Hatch	1:06:52	1920-24 No Races	
1948 Ralph Hatch	57:31	1919 D. Mauntino	1:06:45
1947 Ralph Hatch	58:13	1918 Joe Karaoff	58:30
1946 Ralph Hatch	59:58	1917 Tom Hardoff	57:39
1945 Mainhardt Bredt	1:01:11	1916 Alec Bolan	55:12
1944 Inekente Kalmakoff	59:59	1915 James Walters	1:02:02

JUNIOR BOYS

2011 Miles Knotek	26:18
2010 Alexander Babos	27:29
2009 Alexander Babos	28:36
2008 Austin Gillespie	31:04
2007 William Jarrett	29:26
2006 Erick Romig	29:32
2005 Matt Adams	27:47
2004 Rory Egelus	26:35
2003 Rory Egelus	27:14
2002 Rory Egelus	28:13
2001 Mark Johnson	30:57
2000 Jacob Elhard	28:46
1999 Eric Strabel	28:30
1998 Ryan Quinn	29:44
1997 Tory Dugan	26:51
1996 Tory Dugan	27:14
1995 Jason Eastman	30:58
1994 Jason Eastman	29:52
1993 Matt Porter	33:20
1992 Darryl Sela	30:52
1991 Darryl Sela	30:18
1990 Jeremy Crawford	30:43
1989 Justin Meyers	27:52
-----	-----
1986 Marten Martensen	30:32
1985 Sean Erchingier	
1984 Sean Erchingier	
1983 Sean Erchingier	
1982 Sean Erchingier	28:19
-----	-----
1978 Steve Schmitz	28:32
1977 Jim Renkert	27:23
1976 Scott Taylor	26:40
1975 Scott Taylor	27:10
1974 Barney Griffith	27:12
1973 Bill Spencer	24:30

Should we add a note about junior and senior record changes and Ephraim's age change?

RACE SCHEDULE

Junior's Race	9:30 am	All Juniors
Women's	11:15 am	First Wave
	11:20 am	Second Wave
Men's	3:00 pm	First Wave
	3:05 pm	Second Wave

Senior racers with bibs numbered 1– 300 start in the first wave; bibs 400 and above start in the second wave.

MT. MARATHON TRIVIA

Elevation gain

3,022 feet

Race Distance

18,211 feet | 269 feet short of 3.5 miles

Youngest Winner

Ephraim Kalmakoff | age 16 | 1928 | 52:35

Oldest Winner

Todd Boonstra | age 41 | 2003 | 47:32

Longest Record Holders

Bill Spencer | 38 years | Set 1974, Broken 1981 - 2011

Nancy Pease | 22 years | 1990 - 2011

Most Senior Race Wins

Nina Kempffel | 9 wins | 1994, 1996 - 2003

Bill Spencer | 8 wins | 1974-76, 1986, 1981-83, 1991

Most Wins by Seward Residents

Cedar Bourgeois | 7 wins | 2004 - 2010

Ralph Hatch | 6 wins | 1946 - 50, 1953

Most Junior Race Wins

Emily Ransom | 4 wins | 1989 - 90, 1992 - 93

Shawn Erchingier | 4 wins | 1982-1985


Most Consecutive Races

Fred Moore | 42 races | 1970-2011

Oldest Finishers

Corky Corthell | age 82 | 2011 | 1:56:45

Millie Spezialy | age 72 | 2011 | 2:12:28



Elaine Nelson, descends to a 60 - 69 age group record finish in 2007.

Photo compliments of TSS Photography



2001 Seward Hwy
PO Box 749
Seward Alaska 99664
907-224-8051
events@seward.com

Seward.com
Alaska Starts Here.

Junior Race

The Junior Race is for racers ages 7- 17 and began in 1964. This race follows the same route as the senior race but racers turn around halfway to the summit. Junior racers may race as individuals as well as on teams.

Boy's Record: Bill Spencer 1973 24:30

Girl's Record: Allison Ostrander 2011 30:32

Boy's Age Group Records*

7- 11	Aaron Thrall	1994	30:51
12-14	Michael Marshall	2010	28:48
15-17	Miles Knotek	2011	26:18

Girl's Age Group Records*

7- 11	Allison Ostrander	2008	37:35
12-14	Allison Ostrander	2011	30:32
15-17	Aubrey Smith	1997	33:01

* Junior age group divisions were created in 1994.

Women's Race

In 1985, a separate race for women was established with 54 women finishing the race. In 1996, the race was filled for the first time with 300.

Record: Nancy Pease 1990 50:30

Women's Age Group Records

18-29	Nance Pease	1990	50:30
30-39	Carmen Young	1986	50:54
40-49	Teresa Brady	2007	58:42
50-59	Carmen Dunham	2006	1:01:28
60-69	Elaine Nelson	2007	1:19:36
70-79	Mary Hensel	2008	1:57:02


Men's Race

The challenge of the mountain entices racers every year and intrigues visitors from all over the world.

Record: Bill Spencer 1981 43:21

Men's Age Group Records

18-29	Bill Spencer	1981	43:21
30-39	Trond Flagstad	2008	44:03
40-49	Trond Flagstad	2010	44:40
50-59	Barney Griffith	2008	48:23
60-69	Thomas Coolidge	2011	1:00:06
70-79	Fred Moore	2010	1:07:09
80-89	Corky Corthell	2009	1:52:59



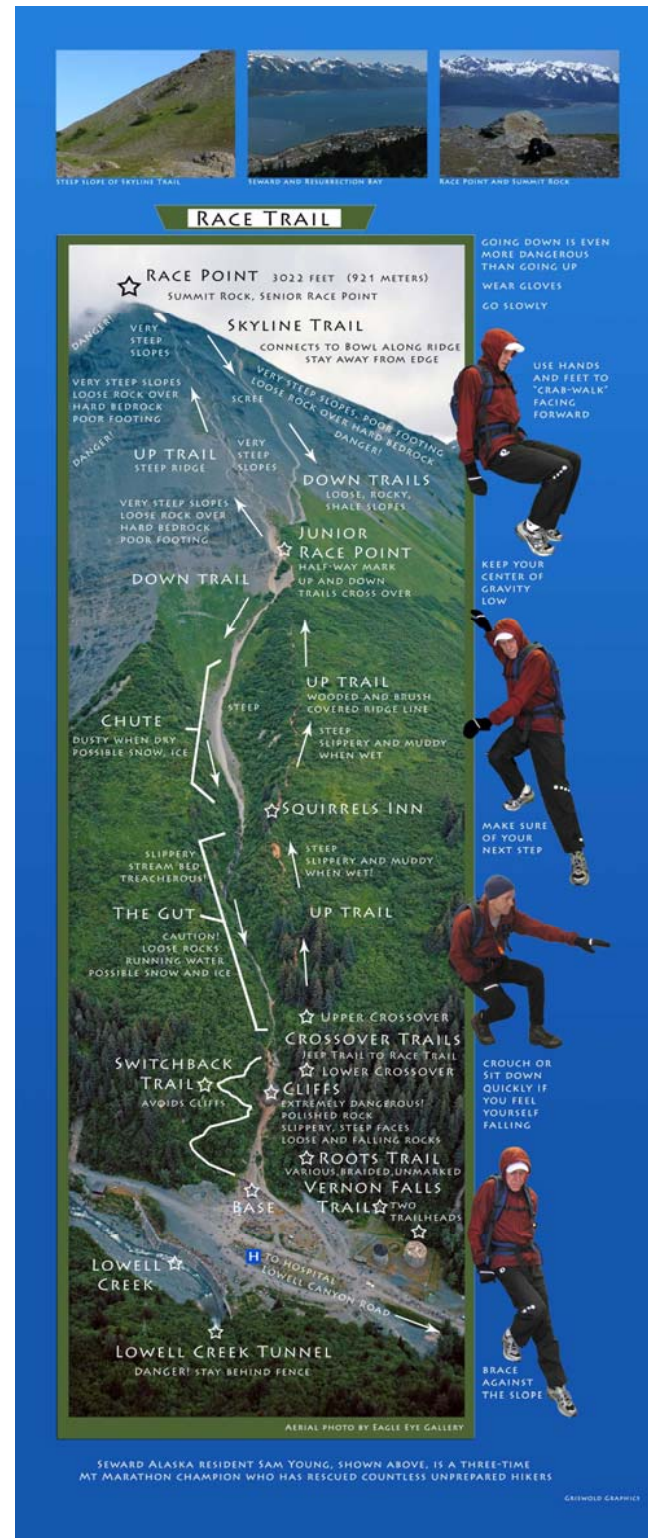
Race volunteer, Flip Foldager, helps an unidentified junior racer down the race cliffs. Circa 1900.

Mt. Marathon Story

The tradition of the Mt. Marathon Race®, according to folklore, began when two sourdoughs had an argument about whether it was possible to climb and descend the mountain in less than one hour. "Impossible!" one said. To settle the argument and the resulting wager, it was decided to hold a race with the loser to furnish drinks for the crowd. At the same time, enterprising merchants put up a suit of clothes and other attractions for the winner and proposed the race take place on a holiday - why not the Fourth of July? The optimistic sourdough lost his bet - the winning racer took one hour and two minutes. Official records disclose that the Mt. Marathon Race® actually began as an organized run in 1915 and has since developed into a legendary and much-loved aspect of the Independence Day celebration in Seward.



Race Logo designed by Michael Marchall



Seward Alaska resident Sam Young, shown above, is a three-time Mt. Marathon champion who has rescued countless unprepared hikers.

GREENUP GRAPHICS